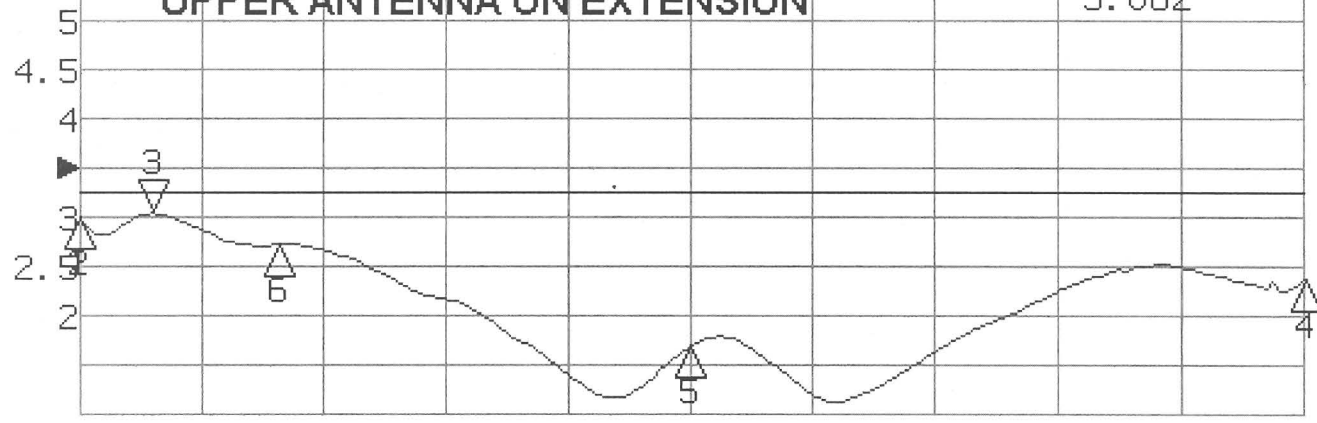


►1: Reflection &M SWR 0.5 / Ref 3.500

VBBGPA30108.U Meas1:Mkr3 34.680 MHz

UPPER ANTENNA ON EXTENSION

3.062



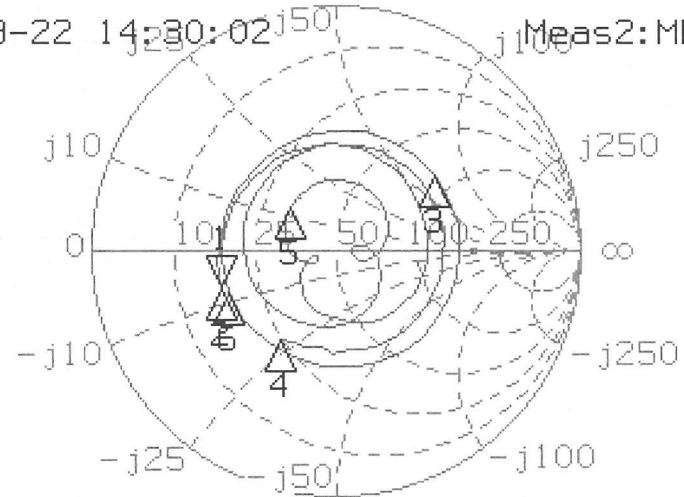
Start 30.000 MHz

Stop 108.000 MHz

►2: Reflection /M Smith 1 U FS

2009-09-22 14:30:02

Meas2:Mkr1 30.000 MHz



Start 30.000 MHz

Stop 108.000 MHz

HARDCOPY

Start

Abort

Select Copy Port

Define PCL5

Define Printer

Define Plotter

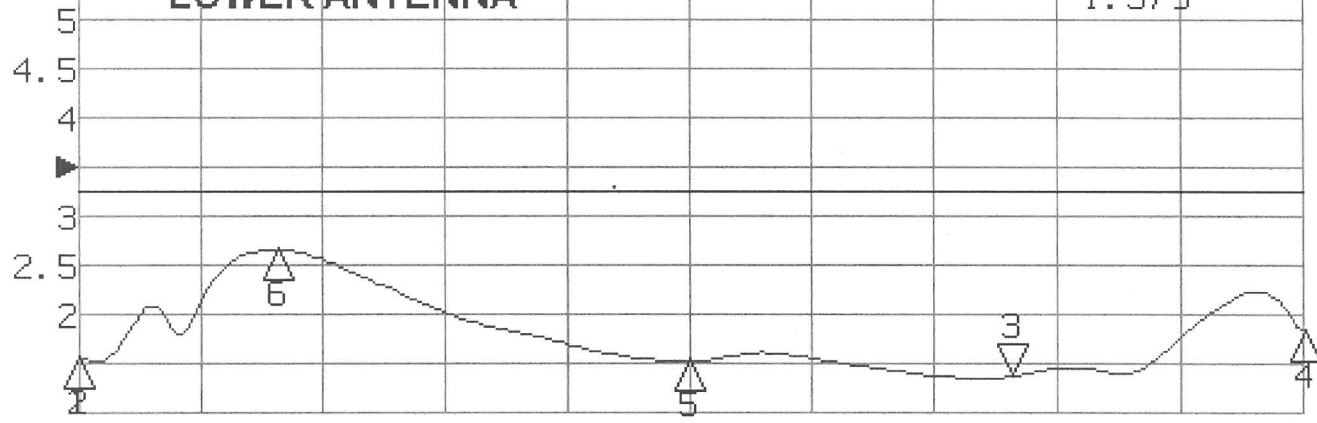
Define Hardcopy

►1: Reflection &M SWR 0.5 / Ref 3.500

VBBGPA30108.L Meas1:Mkr3 89.488 MHz

LOWER ANTENNA

1.379



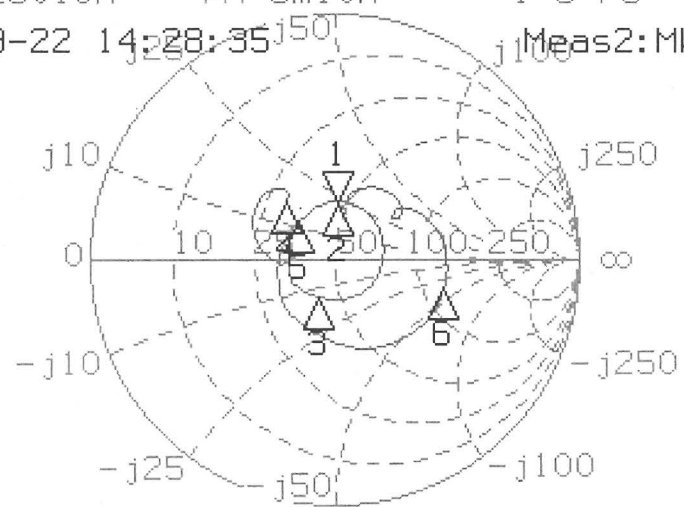
Start 30.000 MHz

Stop 108.000 MHz

►2: Reflection /M Smith 1 U FS

2009-09-22 14:28:35

Meas2:Mkr1 30.000 MHz



46.02n

21.87n

116.0nH

Start 30.000 MHz

Stop 108.000 MHz

HARDCOPY

Start

Abort

Select Copy Port

Define PCL5

Define Printer

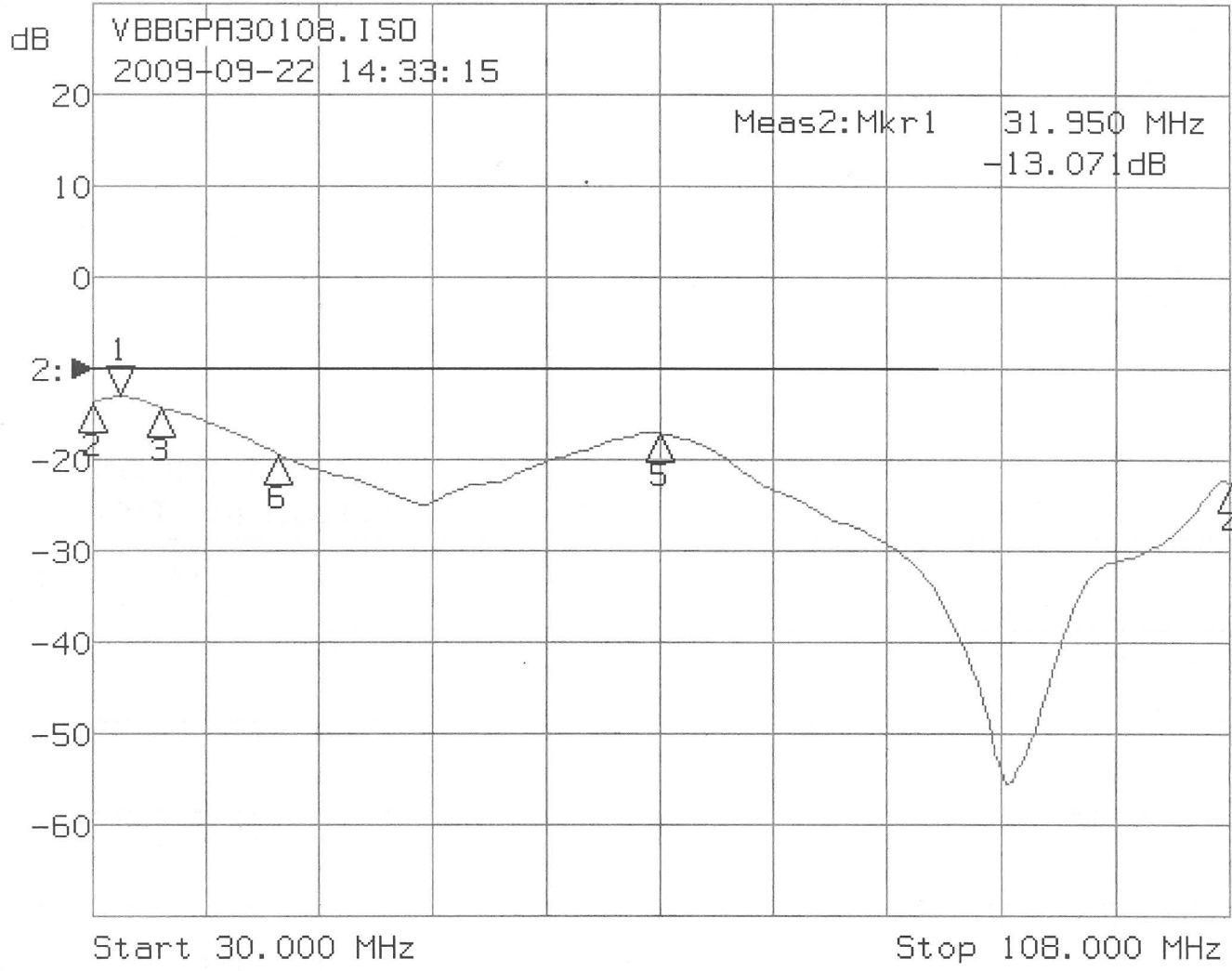
Define Plotter

Define Hardcopy

▷1: Off

▶2: Transmission Log Mag 10.0 dB/ Ref -10.00 dB

HARDCOPY



Start

Abort

Select Copy Port

Define PCL5

Define Printer

Define Plotter

Define Hardcopy